


# **MAST ACADEMY OUTREACH**

## **MIDDLE SCHOOL PROGRAM**

### **Birds of Wakodahatchee**

#### **On-site Package**



**MAST Academy**

**Maritime and Science Technology High School**

**Miami-Dade County Public Schools**

**Miami, Florida**

# **BIRDS OF WAKODAHATCHEE**

## **ON-SITE PACKAGE**

### **Table of Contents**

<b>Student Instructions</b>	<b>2</b>
<b>Bird Checklist</b>	<b>3</b>
<b>Other Wildlife Seen in South Florida</b>	<b>5</b>
<b>Birdwatching Field Notes</b>	<b>7</b>



## Student Instructions



1. Use the field note sheets in this packet to record field notes for each of the birds that you see while exploring Wakodahatchee Wetlands.

2. You will be given a Field Guide to help with identification. Use the Bird Checklist to check off each bird you identify.

### LOCAL BIRDS of South Florida



3. Binoculars will help you to see the field marks needed to identify the birds. Make sure your binoculars are always ready for use by keeping them around your neck while you are on the trail.

4. Let the instructor know if you see a bird that hasn't been seen yet. Stay with the group to ensure that you don't miss any sighting. Remember that being quiet while on the trail will allow everyone to observe a bird before it flies away.



5. Other wildlife, such as mammals or reptiles, will almost certainly be seen while on the trail. **KEEP YOUR DISTANCE!** Use the enclosed sheet to help you identify these creatures.

6. It gets hot out here! Make sure you wear headgear, sunscreen, and carry water with you while on the trail. Be sure to apply insect repellent before you hit the trail.



7. **LET'S HAVE FUN AND ENJOY THE BEAUTY OF WAKODAHATCHEE WETLANDS!**



## Birds Spotted at the Wakodahatchee Wetlands

### *Grebes*

Pied-billed Grebe

### *Pelicans and Allies*

Brown Pelican  
Double-crested Cormorant  
Anhinga

### *Heron, Egrets and Allies*

American Bittern  
Least Bittern  
Great Blue Heron  
Great Egret  
Cattle Egret  
Snowy Egret  
Tricolored Heron  
Little Blue Heron  
Green Heron  
Black-crowned Night Heron

### *Ibises, Spoonbills, Storks*

White Ibis  
Glossy Ibis  
Roseate Spoonbill  
Woodstork

### *Waterfowl*

Snow Goose  
Wood Duck  
Green-winged Teal  
Mottled Duck  
Blue-winged Teal  
Northern Pintail  
Northern Shoveler  
American Wigeon  
Gadwall  
Ring-necked Duck  
Redhead  
Hooded Merganser  
Ring-necked Teal  
Ruddy Duck

### *Vultures, Hawks and Allies*

Black Vulture  
Turkey Vulture  
Osprey  
Bald Eagle  
Northern Harrier  
Sharp-shinned Hawk  
Cooper's Hawk  
Red-tailed Hawk  
Red-shouldered Hawk  
American Kestrel  
Merlin  
Peregrine Falcon

### *Rails, Gallinules,*

### *Coots and Cranes*

Limpkin  
Virginia Rail  
Yellow Rail  
Sora  
Purple Gallinule  
Common Moorhen  
American Coot  
Sandhill Crane

### *Shorebirds*

Black-bellied Plover  
Semipalmated Plover  
Killdeer  
Black-necked Stilt  
Greater Yellowlegs  
Lesser Yellowlegs  
Solitary Sandpiper  
Spotted Sandpiper  
Semipalmated Sandpiper  
Western Sandpiper  
Least Sandpiper  
Pectoral Sandpiper  
Dunlin  
Silt Sandpiper  
Long-billed Dowitcher  
Short-billed Dowitcher  
Common Snipe

### *Gulls and Terns*

Laughing Gull  
Bonaparte's Gull  
Ring-billed Gull  
Herring Gull  
Lesser Black-backed Gull  
Caspian Tern  
Forster's Tern  
Gull-billed Tern  
Least Tern  
Black Tern

### *Pigeons and Doves*

Eurasian Collared-Dove  
White-winged Dove  
Mourning Dove  
Common Ground-Dove

### *Cuckoos and Anis*

Yellow-billed Cuckoo  
Smooth-billed Ani

### *Owls and Goatsuckers*

Eastern Screech Owl

### *Great Horned Owl*

Common Nighthawk

### *Swifts and Kingfishers*

Chimney Swift  
Belted Kingfisher

### *Woodpeckers*

Red-bellied Woodpecker  
Downy Woodpecker  
Northern Flicker

### *Flycatcher*

Least Flycatcher  
Eastern Phoebe  
Eastern Kingbird

### *Shrikes*

Loggerhead Shrike

### *Vireos*

White-eyed Vireo

### *Jays and Crows*

Blue Jay  
Fish Crow

### *Martins and Swallows*

Purple Martin  
Barn Swallow  
Tree Swallow  
Northern Rough-winged Swallow  
Bank Swallow

### *Wrens*

House Wren  
Sedge Wren  
Marsh Wren

### *Kinglets and*

### *Gnatcatchers*

Blue-gray Gnatcatcher

### *Thrashers*

American Robin  
Gray Catbird  
Northern Mockingbird  
Brown Thrasher

### *Starlings and Waxwings*

European Starling  
Cedar Waxwing



Great Blue Heron

### *Warblers*

Northern Parula  
Yellow-rumped Warbler  
Yellow-throated Warbler  
Pine Warbler  
Prairie Warbler  
Palm Warbler  
American Redstart  
Northern Waterthrush  
Common Yellowthroat  
Wilson's Warbler

### *Tanagers*

Summer Tanager

### *Sparrows*

Eastern Towhee  
Savannah Sparrow  
Swamp Sparrow

### *Grosbeaks and Allies*

Northern Cardinal  
Rose-breasted Grosbeak  
Indigo Bunting  
Painted Bunting

### *Blackbirds, Grackles,*

### *Cowbirds and Orioles*

Bobolink  
Red-winged Blackbird  
Common Grackle  
Belted Grackle  
Song Sparrow  
Fawn-headed Cowbird



## Other Wildlife Seen in South Florida

### Mammals

\_\_\_ Raccoon



\_\_\_ River Otter



\_\_\_ Opossum



\_\_\_ Marsh Rabbit



\_\_\_ Gray Squirrel



\_\_\_ White-tailed Deer



### Reptiles

\_\_\_ American Alligator



\_\_\_ Florida Redbelly Turtle



\_\_\_ Florida Softshell



\_\_\_ Florida Water Snake



\_\_\_ Florida Cottonmouth



\_\_\_ Eastern Indigo







## BIRDWATCHING FIELD NOTES

**Step 1: Bird's Location/Patterns in Behavior**  
(circle all that apply)

### PATTERNS IN BEHAVIOR



**Step 4: Shape of Top of Head** (circle one)




**Step 8: Shape/Color of Legs** (circle one)




Color of legs \_\_\_\_\_

**Step 12: Tail Shape** (circle one)



Other \_\_\_\_\_

**Step 13: Markings on the Tail** (circle all that apply)



Other \_\_\_\_\_

**Step 9: Feet Shape** (circle one)



Other \_\_\_\_\_

**Step 5: Markings on the Face** (circle all that apply)



Other \_\_\_\_\_

**Step 6: Wing Shape** (circle one)




Other \_\_\_\_\_

**Step 10: Markings on the Breast** (circle all that apply)




Other \_\_\_\_\_


**Step 14: Basic Bird Group** (circle one)



**Step 2: Compare Size** (circle one)



**Step 3: Shape/Color of Bill** (circle one)




Color of bill \_\_\_\_\_

**Step 7: Patterns on the Wings** (circle all that apply)



Other \_\_\_\_\_

**Step 11: Markings on the Rump** (circle one)



**Step 15: Draw the Bird**


Name of Bird \_\_\_\_\_




## BIRDWATCHING FIELD NOTES

**Step 1: Bird's Location/Patterns in Behavior**  
(circle all that apply)

### PATTERNS IN BEHAVIOR



**Step 4: Shape of Top of Head** (circle one)




**Step 8: Shape/Color of Legs** (circle one)




Color of legs \_\_\_\_\_

**Step 12: Tail Shape** (circle one)



**Step 13: Markings on the Tail** (circle all that apply)




Other \_\_\_\_\_

**Step 5: Markings on the Face** (circle all that apply)




Other \_\_\_\_\_

**Step 9: Feet Shape** (circle one)



Other \_\_\_\_\_

**Step 2: Compare Size** (circle one)



**Step 6: Wing Shape** (circle one)




Other \_\_\_\_\_

**Step 10: Markings on the Breast** (circle all that apply)



Other \_\_\_\_\_

**Step 3: Shape/Color of Bill** (circle one)




Color of bill \_\_\_\_\_

**Step 7: Patterns on the Wings** (circle all that apply)



Other \_\_\_\_\_

**Step 11: Markings on the Rump** (circle one)



**Step 15: Draw the Bird**


Name of Bird \_\_\_\_\_




## BIRDWATCHING FIELD NOTES

**Step 1: Bird's Location/Patterns in Behavior**  
(circle all that apply)


### PATTERNS IN BEHAVIOR




**Step 2: Compare Size**  
(circle one)




**Step 3: Shape/Color of Bill**  
(circle one)



**Step 4: Shape of Top of Head** (circle one)



**Step 5: Markings on the Face**  
(circle all that apply)



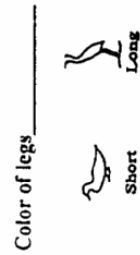
**Step 6: Wing Shape**  
(circle one)



**Step 7: Patterns on the Wings**  
(circle all that apply)



**Step 8: Shape/Color of Legs** (circle one)



**Step 9: Feet Shape**  
(circle one)




**Step 10: Markings on the Breast** (circle all that apply)



**Step 11: Markings on the Rump** (circle one)




**Step 12: Tail Shape**  
(circle one)



**Step 13: Markings on the Tail**  
(circle all that apply)



**Step 14: Basic Bird Group**  
(circle one)



**Step 15: Draw the Bird**

Name of Bird: \_\_\_\_\_







## BIRDWATCHING FIELD NOTES

**Step 1: Bird's Location/Patterns in Behavior**  
(circle all that apply)

### PATTERNS IN BEHAVIOR




**Step 4: Shape of Top of Head** (circle one)



**Step 8: Shape/Color of Legs** (circle one)



**Step 12: Tail Shape** (circle one)




**Step 13: Markings on the Tail** (circle all that apply)



Other \_\_\_\_\_

**Step 5: Markings on the Face** (circle all that apply)



Other \_\_\_\_\_

**Step 6: Wing Shape** (circle one)



Other \_\_\_\_\_

**Step 7: Patterns on the Wings** (circle all that apply)




Other \_\_\_\_\_

**Step 10: Markings on the Breast** (circle all that apply)




Other \_\_\_\_\_

**Step 11: Markings on the Rump** (circle one)



**Step 14: Basic Bird Group** (circle one)



**Step 15: Draw the Bird**


Name of Bird \_\_\_\_\_




## BIRDWATCHING FIELD NOTES

**Step 1: Bird's Location/Patterns in Behavior**  
(circle all that apply)


### PATTERNS IN BEHAVIOR




**Step 2: Compare Size**  
(circle one)




**Step 3: Shape/Color of Bill**  
(circle one)



**Step 4: Shape of Top of Head**  
(circle one)



**Step 5: Markings on the Face**  
(circle all that apply)



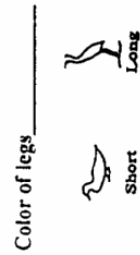
**Step 6: Wing Shape**  
(circle one)



**Step 7: Patterns on the Wings**  
(circle all that apply)



**Step 8: Shape/Color of Legs**  
(circle one)



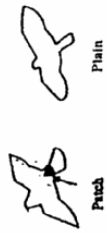
**Step 9: Feet Shape**  
(circle one)




**Step 10: Markings on the Breast**  
(circle all that apply)



**Step 11: Markings on the Rump**  
(circle one)




**Step 12: Tail Shape**  
(circle one)



**Step 13: Markings on the Tail**  
(circle all that apply)



**Step 14: Basic Bird Group**  
(circle one)



**Step 15: Draw the Bird**


Name of Bird: \_\_\_\_\_




## BIRDWATCHING FIELD NOTES

**Step 1: Bird's Location/Patterns in Behavior**  
(circle all that apply)

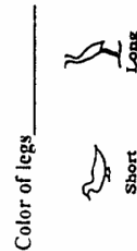
### PATTERNS IN BEHAVIOR



**Step 4: Shape of Top of Head** (circle one)




**Step 8: Shape/Color of Legs** (circle one)




Color of legs \_\_\_\_\_

**Step 12: Tail Shape** (circle one)




**Step 5: Markings on the Face** (circle all that apply)



Other \_\_\_\_\_

**Step 9: Feet Shape** (circle one)




Other \_\_\_\_\_

**Step 13: Markings on the Tail** (circle all that apply)



Other \_\_\_\_\_

**Step 2: Compare Size** (circle one)



**Step 6: Wing Shape** (circle one)




Other \_\_\_\_\_

**Step 10: Markings on the Breast** (circle all that apply)




Other \_\_\_\_\_

**Step 14: Basic Bird Group** (circle one)



**Step 3: Shape/Color of Bill** (circle one)




Color of bill \_\_\_\_\_

**Step 7: Patterns on the Wings** (circle all that apply)



Other \_\_\_\_\_

**Step 11: Markings on the Rump** (circle one)



**Step 15: Draw the Bird**


Name of Bird \_\_\_\_\_




## BIRDWATCHING FIELD NOTES

**Step 1: Bird's Location/Patterns in Behavior**  
(circle all that apply)

### PATTERNS IN BEHAVIOR



**Step 4: Shape of Top of Head** (circle one)




**Step 8: Shape/Color of Legs** (circle one)



Color of legs \_\_\_\_\_

**Step 12: Tail Shape** (circle one)




**Step 13: Markings on the Tail** (circle all that apply)



Other \_\_\_\_\_

**Step 9: Feet Shape** (circle one)



Other \_\_\_\_\_

**Step 5: Markings on the Face** (circle all that apply)



Other \_\_\_\_\_

**Step 6: Wing Shape** (circle one)



Other \_\_\_\_\_

**Step 7: Patterns on the Wings** (circle all that apply)




Other \_\_\_\_\_

**Step 10: Markings on the Breast** (circle all that apply)




Other \_\_\_\_\_

**Step 11: Markings on the Rump** (circle one)



**Step 14: Basic Bird Group** (circle one)



**Step 15: Draw the Bird**


Name of Bird \_\_\_\_\_




## BIRDWATCHING FIELD NOTES

**Step 1: Bird's Location/Patterns in Behavior**  
(circle all that apply)


### PATTERNS IN BEHAVIOR




**Step 2: Compare Size**  
(circle one)




**Step 3: Shape/Color of Bill**  
(circle one)



**Step 4: Shape of Top of Head**  
(circle one)



**Step 5: Markings on the Face**  
(circle all that apply)



**Step 6: Wing Shape**  
(circle one)




**Step 7: Patterns on the Wings**  
(circle all that apply)



**Step 8: Shape/Color of Legs**  
(circle one)




**Step 9: Feet Shape**  
(circle one)




**Step 10: Markings on the Breast**  
(circle all that apply)



**Step 11: Markings on the Rump**  
(circle one)




**Step 12: Tail Shape**  
(circle one)



**Step 13: Markings on the Tail**  
(circle all that apply)



**Step 14: Basic Bird Group**  
(circle one)



**Step 15: Draw the Bird**

Name of Bird \_\_\_\_\_

10

**Step 3: Shape/Color of Bill**  
(circle one)

**Color of bill**

## Pigeons, Doves (117)

trunks or branches

**Step 5: Markings on the Face**  
(circle all that apply)

### **Step 6: Wing Shape** (circle one)

**Step 7: Patterns on the Wings**  
(circle all that apply)

Eye: normal

On the

**Step 9: Feet Shape**  
(circle one)

**Step 10: Markings on the Breast (circle all that apply)**

**Step 11: Markings on the Pump (circle one)**

4

١٠



2

天

此

Spots

**3.2.2**

Plain

**Step 13: Markings on the Tail**  
(circle all that apply)

**Step 14: Basic Bird Group**  
(circle one)

### Step 15: Draw the Bird

3

2

3

1

Y

5

## Notche

**Pointed**

**ounded**



## Land

**Bird**

### Sides









## Bird











of Prev

Name of Bird

۱۰۰

**Step 3: Shape/Color of Bill**  
(circle one)

Color of bill	
	
Wide, flat	Short, thin, pointed
	
Long, thin	Short, stout
	
Sharp, dagger-like	Sharp, dagger-like
	
Long, spoon-like	Short, hooked

In the Air	   			Straight flight Bounding Flight Gliding flight Hovering flight
On the Ground	   			Walks Hops Climbs up tree trunks or branches
In the Water	 			Wades Swims

**Step 5: Markings on the Face**  
(circle all that apply)

**Step 7: Patterns on the Wings**  
(circle all that apply)




### Step 11: Markings on the Rump (circle one)

of legs \_\_\_\_\_

**Step 13: Markings on the Tail**  
(circle all that apply)

**Step 14: Basic Bird Group**  
(circle one)

### Step 15: Draw the Bird

 Rounded  
 Pointed  
 Notched  
 other

End Edges Sides

Land Bird      Water Bird      Bird of Prey

Name of Bird\_\_\_\_\_

The School Board of Miami-Dade County, Florida, adheres to a policy of nondiscrimination in employment and educational programs/activities and strives affirmatively to provide equal opportunity for all as required by:

**Title VI of the Civil Rights Act of 1964** - prohibits discrimination on the basis of race, color, religion, or national origin.

**Title VII of the Civil Rights Act of 1964**, as amended - prohibits discrimination in employment on the basis of race, color, religion, gender, or national origin.

**Title IX of the Education Amendments of 1972** - prohibits discrimination on the basis of gender.

**Age Discrimination in Employment Act of 1967 (ADEA)**, as amended - prohibits discrimination on the basis of age with respect to individuals who are at least 40.

**The Equal Pay Act of 1963**, as amended - prohibits sex discrimination in payment of wages to women and men performing substantially equal work in the same establishment.

**Section 504 of the Rehabilitation Act of 1973** - prohibits discrimination against the disabled.

**Americans with Disabilities Act of 1990 (ADA)** - prohibits discrimination against individuals with disabilities in employment, public service, public accommodations, and telecommunications.

**The Family and Medical Leave Act of 1993 (FMLA)** - requires covered employers to provide up to 12 weeks of unpaid, job-protected leave to "eligible" employees for certain family and medical reasons.

**The Pregnancy Discrimination Act of 1978** - prohibits discrimination in employment on the basis of pregnancy, childbirth, or related medical conditions.

**Florida Educational Equity Act (FEEA)** - prohibits discrimination on the basis of race, gender, national origin, marital status, or handicap against a student or employee.

**Florida Civil Rights Act of 1992** - secures for all individuals within the state freedom from discrimination because of race, color, religion, sex, national origin, age, handicap, or marital status.

**School Board Rules 6Gx13- 4A-1.01, 6Gx13- 4A-1.32, and 6Gx13- 5D-1.10** - prohibit harassment and/or discrimination against a student or employee on the basis of gender, race, color, religion, ethnic or national origin, political beliefs, marital status, age, sexual orientation, social and family background, linguistic preference, pregnancy, or disability.

*Veterans are provided re-employment rights in accordance with P.L. 93-508 (Federal Law) and Section 295.07 (Florida Statutes), which stipulate categorical preferences for employment.*

REVISED 8/1/01