


MAST ACADEMY OUTREACH

ELEMENTARY SCHOOL PROGRAM

Birds of Wakodahatchee

On-site Package



MAST Academy

Maritime and Science Technology High School

Miami-Dade County Public Schools

Miami, Florida

BIRDS OF WAKODAHATCHEE

ON-SITE PACKAGE

Table of Contents

Student Instructions	2
Bird Checklist	3
Other Wildlife Seen in South Florida	5
Birdwatching Field Notes	7



Student Instructions



1. Use the field note sheets in this packet to record field notes for each of the birds that you see while exploring Wakodahatchee Wetlands.

2. You will be given a Field Guide to help with identification. Use the Bird Checklist to check off each bird you identify.

LOCAL BIRDS of South Florida



3. Binoculars will help you to see the field marks needed to identify the birds. Make sure your binoculars are always ready for use by keeping them around your neck while you are on the trail.

4. Let the instructor know if you see a bird that hasn't been seen yet. Stay with the group to ensure that you don't miss any sighting. Remember that being quiet while on the trail will allow everyone to observe a bird before it flies away.



5. Other wildlife, such as mammals or reptiles, will almost certainly be seen while on the trail. **KEEP YOUR DISTANCE!** Use the enclosed sheet to help you identify these creatures.

6. It gets hot out here! Make sure you wear headgear, sunscreen, and carry water with you while on the trail. Be sure to apply insect repellent before you hit the trail.



7. **LET'S HAVE FUN AND ENJOY THE BEAUTY OF WAKODAHATCHEE WETLANDS!**



Birds Spotted at the Wakodahatchee Wetlands

Grebes

Pied-billed Grebe

Pelicans and Allies

Brown Pelican
Double-crested Cormorant
Anhinga

Heron, Egrets and Allies

American Bittern
Least Bittern
Great Blue Heron
Great Egret
Cattle Egret
Snowy Egret
Tricolored Heron
Little Blue Heron
Green Heron
Black-crowned Night Heron

Ibises, Spoonbills, Storks

White Ibis
Glossy Ibis
Roseate Spoonbill
Woodstork

Waterfowl

Snow Goose
Wood Duck
Green-winged Teal
Mottled Duck
Blue-winged Teal
Northern Pintail
Northern Shoveler
American Wigeon
Gadwall
Ring-necked Duck
Redhead
Hooded Merganser
Ring-necked Teal
Ruddy Duck

Vultures, Hawks and Allies

Black Vulture
Turkey Vulture
Osprey
Bald Eagle
Northern Harrier
Sharp-shinned Hawk
Cooper's Hawk
Red-tailed Hawk
Red-shouldered Hawk
American Kestrel
Merlin
Peregrine Falcon

Rails, Gallinules,

Coots and Cranes

Limpkin
Virginia Rail
Yellow Rail
Sora
Purple Gallinule
Common Moorhen
American Coot
Sandhill Crane

Shorebirds

Black-bellied Plover
Semipalmated Plover
Killdeer
Black-necked Stilt
Greater Yellowlegs
Lesser Yellowlegs
Solitary Sandpiper
Spotted Sandpiper
Semipalmated Sandpiper
Western Sandpiper
Least Sandpiper
Pectoral Sandpiper
Dunlin
Silt Sandpiper
Long-billed Dowitcher
Short-billed Dowitcher
Common Snipe

Gulls and Terns

Laughing Gull
Bonaparte's Gull
Ring-billed Gull
Herring Gull
Lesser Black-backed Gull
Caspian Tern
Forster's Tern
Gull-billed Tern
Least Tern
Black Tern

Pigeons and Doves

Eurasian Collared-Dove
White-winged Dove
Mourning Dove
Common Ground-Dove

Cuckoos and Anis

Yellow-billed Cuckoo
Smooth-billed Ani

Owls and Goatsuckers

Eastern Screech Owl

Great Horned Owl

Common Nighthawk

Swifts and Kingfishers

Chimney Swift
Belted Kingfisher

Woodpeckers

Red-bellied Woodpecker
Downy Woodpecker
Northern Flicker

Flycatcher

Least Flycatcher
Eastern Phoebe
Eastern Kingbird

Shrikes

Loggerhead Shrike

Vireos

White-eyed Vireo

Jays and Crows

Blue Jay
Fish Crow

Martins and Swallows

Purple Martin
Barn Swallow
Tree Swallow
Northern Rough-winged Swallow
Bank Swallow

Wrens

House Wren
Sedge Wren
Marsh Wren

Kinglets and

Gnatcatchers

Blue-gray Gnatcatcher

Thrashers

American Robin
Gray Catbird
Northern Mockingbird
Brown Thrasher

Starlings and Waxwings

European Starling
Cedar Waxwing



Great Blue Heron

Warblers

Northern Parula
Yellow-rumped Warbler
Yellow-throated Warbler
Pine Warbler
Prairie Warbler
Palm Warbler
American Redstart
Northern Waterthrush
Common Yellowthroat
Wilson's Warbler

Tanagers

Summer Tanager

Sparrows

Eastern Towhee
Savannah Sparrow
Swamp Sparrow

Grosbeaks and Allies

Northern Cardinal
Rose-breasted Grosbeak
Indigo Bunting
Painted Bunting

Blackbirds, Grackles,

Cowbirds and Orioles

Bobolink
Red-winged Blackbird
Common Grackle
Belted Grackle
Song Sparrow
Fawn-headed Cowbird



Other Wildlife Seen in South Florida

Mammals

___ Raccoon



___ River Otter



___ Opossum



___ Marsh Rabbit



___ Gray Squirrel



___ White-tailed Deer



Reptiles

___ American Alligator



___ Florida Redbelly Turtle



___ Florida Softshell



___ Florida Water Snake



___ Florida Cottonmouth



___ Eastern Indigo







BIRDWATCHING FIELD NOTES

Step 1: Bird's Location/Patterns in Behavior
(circle all that apply)

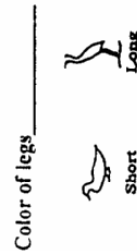
PATTERNS IN BEHAVIOR




Step 4: Shape of Top of Head (circle one)




Step 8: Shape/Color of Legs (circle one)




Step 12: Tail Shape (circle one)



Step 5: Markings on the Face
(circle all that apply)




Step 9: Feet Shape (circle one)



Step 13: Markings on the Tail
(circle all that apply)



Step 2: Compare Size
(circle one)




Step 6: Wing Shape
(circle one)



Step 10: Markings on the Breast (circle all that apply)




Step 3: Shape/Color of Bill
(circle one)



Step 7: Patterns on the Wings
(circle all that apply)



Step 11: Markings on the Rump (circle one)



Step 15: Draw the Bird


Name of Bird _____




BIRDWATCHING FIELD NOTES

Step 1: Bird's Location/Patterns in Behavior
(circle all that apply)


PATTERNS IN BEHAVIOR



Step 2: Compare Size
(circle one)




Step 3: Shape/Color of Bill
(circle one)




Color of bill _____

Step 4: Shape of Top of Head (circle one)



Step 5: Markings on the Face
(circle all that apply)



Step 6: Wing Shape
(circle one)

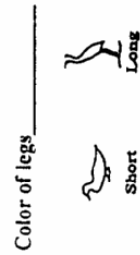


Step 7: Patterns on the Wings
(circle all that apply)



Other _____

Step 8: Shape/Color of Legs (circle one)



Color of legs _____

Step 9: Feet Shape
(circle one)




Step 10: Markings on the Breast (circle all that apply)



Step 11: Markings on the Rump (circle one)




Step 12: Tail Shape
(circle one)



Step 13: Markings on the Tail
(circle all that apply)



Step 14: Basic Bird Group
(circle one)



Step 15: Draw the Bird


Name of Bird _____




BIRDWATCHING FIELD NOTES

Step 1: Bird's Location/Patterns in Behavior
(circle all that apply)

PATTERNS IN BEHAVIOR



Step 4: Shape of Top of Head (circle one)




Step 8: Shape/Color of Legs (circle one)



Color of legs _____

Step 12: Tail Shape (circle one)




Step 5: Markings on the Face (circle all that apply)



Other _____

Step 9: Feet Shape (circle one)




Other _____

Step 13: Markings on the Tail (circle all that apply)



Other _____

Step 2: Compare Size (circle one)



Step 6: Wing Shape (circle one)




Other _____

Step 10: Markings on the Breast (circle all that apply)




Other _____

Step 14: Basic Bird Group (circle one)



Step 3: Shape/Color of Bill (circle one)



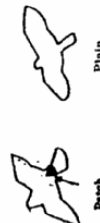
Color of bill _____

Step 7: Patterns on the Wings (circle all that apply)



Other _____

Step 11: Markings on the Rump (circle one)



Step 15: Draw the Bird


Name of Bird _____




BIRDWATCHING FIELD NOTES

Step 1: Bird's Location/Patterns in Behavior
(circle all that apply)

PATTERNS IN BEHAVIOR



Step 4: Shape of Top of Head (circle one)




Step 8: Shape/Color of Legs (circle one)




Color of legs _____

Step 12: Tail Shape (circle one)



Step 13: Markings on the Tail (circle all that apply)



Other _____

Step 9: Feet Shape (circle one)



Other _____

Step 5: Markings on the Face (circle all that apply)



Other _____

Step 6: Wing Shape (circle one)



Other _____

Step 7: Patterns on the Wings (circle all that apply)




Other _____

Step 10: Markings on the Breast (circle all that apply)



Other _____


Step 11: Markings on the Rump (circle one)



Step 15: Draw the Bird

Name of Bird _____

Step 14: Basic Bird Group (circle one)







BIRDWATCHING FIELD NOTES

Step 1: Bird's Location/Patterns in Behavior
(circle all that apply)


PATTERNS IN BEHAVIOR




Step 2: Compare Size
(circle one)




Step 3: Shape/Color of Bill
(circle one)



Step 4: Shape of Top of Head (circle one)



Step 5: Markings on the Face
(circle all that apply)



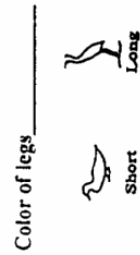
Step 6: Wing Shape
(circle one)



Step 7: Patterns on the Wings
(circle all that apply)



Step 8: Shape/Color of Legs (circle one)



Step 9: Feet Shape
(circle one)




Step 10: Markings on the Breast (circle all that apply)



Step 11: Markings on the Rump (circle one)




Step 12: Tail Shape
(circle one)



Step 13: Markings on the Tail
(circle all that apply)



Step 14: Basic Bird Group
(circle one)



Step 15: Draw the Bird

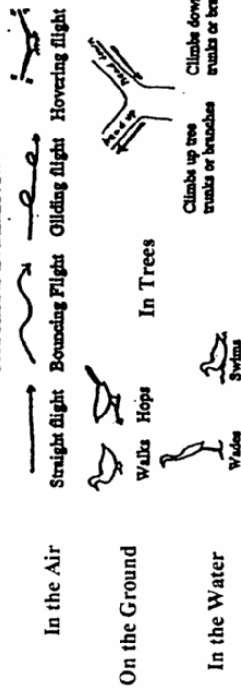
Name of Bird _____




BIRDWATCHING FIELD NOTES

Step 1: Bird's Location/Patterns in Behavior
(circle all that apply)

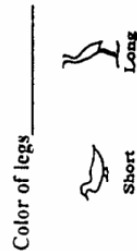
PATTERNS IN BEHAVIOR



Step 4: Shape of Top of Head (circle one)




Step 8: Shape/Color of Legs (circle one)




Color of legs _____

Step 12: Tail Shape (circle one)



Step 13: Markings on the Tail (circle all that apply)



Other _____

Step 9: Feet Shape (circle one)



Other _____

Step 5: Markings on the Face (circle all that apply)



Other _____

Step 6: Wing Shape (circle one)



Other _____

Step 7: Patterns on the Wings (circle all that apply)




Other _____

Step 10: Markings on the Breast (circle all that apply)




Other _____

Step 11: Markings on the Rump (circle one)



Step 14: Basic Bird Group (circle one)



Step 15: Draw the Bird


Name of Bird _____




BIRDWATCHING FIELD NOTES

Step 1: Bird's Location/Patterns in Behavior
(circle all that apply)

PATTERNS IN BEHAVIOR



Step 4: Shape of Top of Head (circle one)




Step 8: Shape/Color of Legs (circle one)




Color of legs _____

Step 12: Tail Shape (circle one)




Step 5: Markings on the Face (circle all that apply)



Other _____

Step 9: Feet Shape (circle one)




Other _____

Step 13: Markings on the Tail (circle all that apply)



Other _____

Step 2: Compare Size (circle one)



Step 6: Wing Shape (circle one)




Other _____

Step 10: Markings on the Breast (circle all that apply)




Other _____

Step 14: Basic Bird Group (circle one)



Step 3: Shape/Color of Bill (circle one)




Color of bill _____

Step 7: Patterns on the Wings (circle all that apply)



Other _____

Step 11: Markings on the Rump (circle one)



Step 15: Draw the Bird


Name of Bird _____




BIRDWATCHING FIELD NOTES

Step 1: Bird's Location/Patterns in Behavior
(circle all that apply)

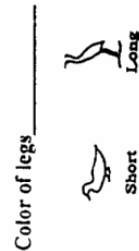
PATTERNS IN BEHAVIOR




Step 4: Shape of Top of Head (circle one)




Step 8: Shape/Color of Legs (circle one)




Step 12: Tail Shape (circle one)



Step 5: Markings on the Face
(circle all that apply)




Step 9: Feet Shape (circle one)



Step 13: Markings on the Tail
(circle all that apply)



Step 2: Compare Size
(circle one)




Step 6: Wing Shape
(circle one)




Step 10: Markings on the Breast (circle all that apply)



Step 14: Basic Bird Group
(circle one)




Step 3: Shape/Color of Bill
(circle one)



Step 7: Patterns on the Wings
(circle all that apply)



Step 11: Markings on the Rump (circle one)



Step 15: Draw the Bird


Name of Bird _____




BIRDWATCHING FIELD NOTES

Step 1: Bird's Location/Patterns in Behavior
(circle all that apply)

PATTERNS IN BEHAVIOR



Step 4: Shape of Top of Head (circle one)




Step 8: Shape/Color of Legs (circle one)




Color of legs _____

Step 12: Tail Shape (circle one)




Step 5: Markings on the Face (circle all that apply)



Other _____

Step 9: Feet Shape (circle one)




Other _____

Step 13: Markings on the Tail (circle all that apply)



Other _____

Step 2: Compare Size (circle one)



Step 6: Wing Shape (circle one)



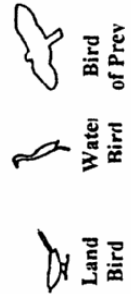
Other _____

Step 10: Markings on the Breast (circle all that apply)




Other _____

Step 14: Basic Bird Group (circle one)



Step 3: Shape/Color of Bill (circle one)




Color of bill _____

Step 7: Patterns on the Wings (circle all that apply)



Other _____

Step 11: Markings on the Rump (circle one)



Step 15: Draw the Bird

Name of Bird _____

۱۰۰

Step 3: Shape/Color of Bill
(circle one)

Color of bill					
Wide, flat	Short, thin, pointed	Short, thick	Short, hooked	Long, straight	Long, rous-like
Long thin	Short, stout	Sharp, chisel-like			

In the Air	Straight flight	Bouncing flight	Gliding flight	Hovering flight
On the Ground	Walks	Hops	In Trees	
In the Water	Wades	Swims		

Step 5: Markings on the Face
(circle all that apply)

Step 7: Patterns on the Wings
(circle all that apply)




Step 11: Markings on the Rump (circle one)

of legs _____

Step 13: Markings on the Tail
(circle all that apply)

Step 14: Basic Bird Group
(circle one)

Step 15: Draw the Bird

 Rounded
 Pointed
 Notched
 other

End Edges Sides

Land Bird Water Bird Bird of Prey

Name of Bird _____

The School Board of Miami-Dade County, Florida, adheres to a policy of nondiscrimination in employment and educational programs/activities and strives affirmatively to provide equal opportunity for all as required by:

Title VI of the Civil Rights Act of 1964 - prohibits discrimination on the basis of race, color, religion, or national origin.

Title VII of the Civil Rights Act of 1964, as amended - prohibits discrimination in employment on the basis of race, color, religion, gender, or national origin.

Title IX of the Education Amendments of 1972 - prohibits discrimination on the basis of gender.

Age Discrimination in Employment Act of 1967 (ADEA), as amended - prohibits discrimination on the basis of age with respect to individuals who are at least 40.

The Equal Pay Act of 1963, as amended - prohibits sex discrimination in payment of wages to women and men performing substantially equal work in the same establishment.

Section 504 of the Rehabilitation Act of 1973 - prohibits discrimination against the disabled.

Americans with Disabilities Act of 1990 (ADA) - prohibits discrimination against individuals with disabilities in employment, public service, public accommodations, and telecommunications.

The Family and Medical Leave Act of 1993 (FMLA) - requires covered employers to provide up to 12 weeks of unpaid, job-protected leave to "eligible" employees for certain family and medical reasons.

The Pregnancy Discrimination Act of 1978 - prohibits discrimination in employment on the basis of pregnancy, childbirth, or related medical conditions.

Florida Educational Equity Act (FEEA) - prohibits discrimination on the basis of race, gender, national origin, marital status, or handicap against a student or employee.

Florida Civil Rights Act of 1992 - secures for all individuals within the state freedom from discrimination because of race, color, religion, sex, national origin, age, handicap, or marital status.

School Board Rules 6Gx13- 4A-1.01, 6Gx13- 4A-1.32, and 6Gx13- 5D-1.10 - prohibit harassment and/or discrimination against a student or employee on the basis of gender, race, color, religion, ethnic or national origin, political beliefs, marital status, age, sexual orientation, social and family background, linguistic preference, pregnancy, or disability.

Veterans are provided re-employment rights in accordance with P.L. 93-508 (Federal Law) and Section 295.07 (Florida Statutes), which stipulate categorical preferences for employment.

REVISED 8/1/01